



# Outdoor Bark Control

## Operating Guide

**Please read this entire guide before beginning.**



Thank you for choosing PetSafe®, the best selling brand of electronic training solutions in the world. Our mission is to be the most trusted brand in the pet ownership experience. We want to ensure your pet's safety by providing you with the tools and techniques to successfully train your pet. If you have any questions, please contact the Customer Care Center at 1-800-732-2677 or visit our website at [www.petsafe.net](http://www.petsafe.net).

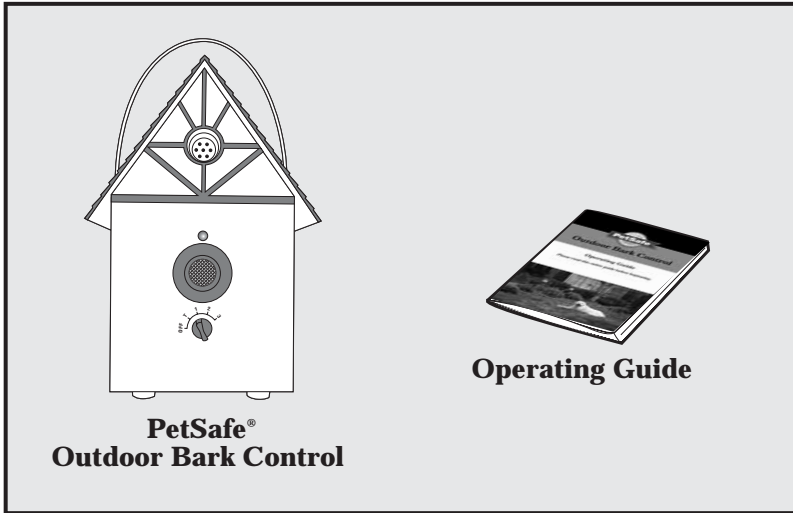
To get the most protection out of your limited warranty, please register your product within 90 days at [www.petsafe.net](http://www.petsafe.net). By registering, you will enjoy the product's full warranty and should you ever need to call the Customer Care Center, we will be able to help you faster. Additionally, you will not have to save your product receipt as registering serves as proof of purchase. Most importantly, PetSafe will never give or sell your valuable information to anyone.

---

## Table of Contents

Components .....	3
Features .....	3
How the PetSafe® Outdoor Bark Control Works .....	4
Key Definitions .....	4
Installation and Setup .....	5
To Insert and Remove the Battery .....	5
Modes of Operation .....	6
What to Expect During Use of the Outdoor Bark Control .....	6
Regular Maintenance .....	7
To Test the Outdoor Bark Control .....	7
Accessories .....	7
Frequently Asked Questions .....	8
Troubleshooting .....	8
Terms of Use and Limitation of Liability .....	9
Product Warranty .....	9

# Components



## Features

- Uses ultrasonic sound to deter unwanted barking
- Detects barks up to 50 feet with the use of an internal microphone
- 4 levels of operation including a test mode
- Durable and weatherproof for outdoor use

---

## Possible Uses for the Outdoor Bark Control

- Stop your barking dog
- Stop your neighbors' barking dog
- Train puppies not to bark
- Deter barking dogs on camping trips

# How the PetSafe® Outdoor Bark Control Works

When the Outdoor Bark Control is within range of a barking dog, an internal microphone picks up the sound and the unit is automatically activated. The PetSafe® Outdoor Bark Control emits an ultrasonic sound. The ultrasonic sound can be heard by dogs but is silent to humans. Startled by the high-pitched sound that is safe and effective, the dog should stop barking, as it will associate its bark with this unpleasant noise. When the dog stops barking the ultrasonic sound also stops. The PetSafe Outdoor Bark Control has 3 sensitivity levels to choose from that indicate what barking level activates the unit and a test mode. It is effective up to 50 feet.

*Note: If the dog is deaf or hearing impaired, he may not react to the Outdoor Bark Control.*

**Caution: Humans cannot hear the ultrasonic sound, however precautions should be taken when preparing the Outdoor Bark Control for use.**

- **Keep at arms length away from the human ear to avoid hearing damage if a dog begins barking while you are setting up, mounting or hanging the Outdoor Bark Control**
- **Humans should also avoid standing very close to the Outdoor Bark Control when it is on.**
- **Not for use by children.**
- **This device is intended for use only with dogs. Never attempt to use it for any purpose not described in this manual.**
- **For outdoor use only. Please visit [www.petsafe.net](http://www.petsafe.net) for information on PetSafe Indoor Bark Control products or call our Customer Care Center at 1-800-732-2677.**

## Key Definitions

**Two Color LED:** Shows good or low battery.

**Microphone:** Used to detect barking.

**Sound Activated Speaker:** Produces the ultrasonic sound.

**Switch with 4 Levels of Operation:**

**Off** - Used to conserve battery life

**Test** - Used to verify the microphone and speaker are functional

**Low Sensitivity** - Short range detection (up to 15 feet)

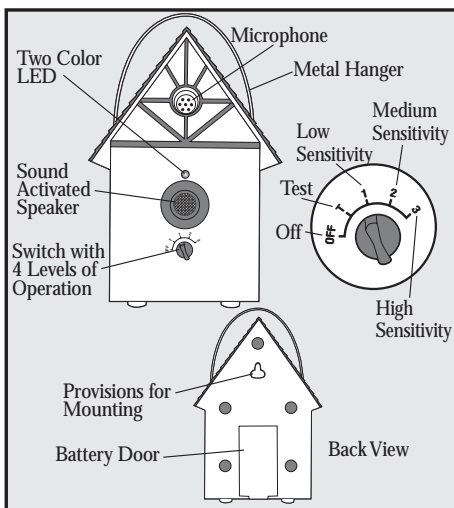
**Medium Sensitivity** - (up to 30 feet)

**High Sensitivity** - (up to 50 feet)

**Metal Hanger:** For hanging the Outdoor Bark Control


**Provisions for Mounting:** Used to attach to or fix the Outdoor Bark on a tree, post, etc.

**Battery Door:** Used to enclose the Battery



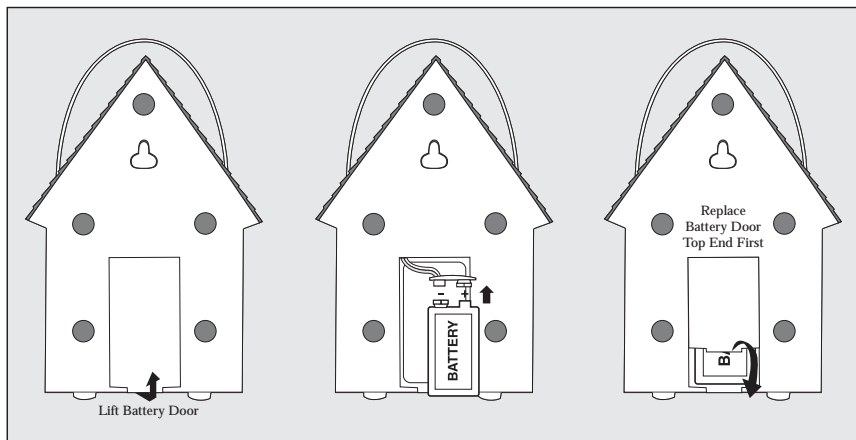
# Installation and Setup

The PetSafe® Outdoor Bark Control should be placed facing the dog and within range of the dog. The unit is designed with provisions for hanging or mounting and should be positioned at a height of no more than 5 feet. The Outdoor Bark Control can also stand alone. It can be placed in a tree, hanging from a pole, on a fence post, etc. For best results, the area between the Outdoor Bark Control and the dog should be free of any large obstacles.



## To Insert and Remove the Battery

1. The PetSafe Outdoor Bark Control utilizes a replaceable 9-volt battery (not included). The battery door is located on the back of the unit. Pull the battery door open.
2. Insert the 9-volt battery with the positive side oriented as shown.
3. Replace the battery door by positioning the top edge, and snap the bottom of battery door into place.



# Battery Life

Average battery life is 2 months, depending on how often the dog barks. To conserve battery life, turn to the "OFF" position when the Outdoor Bark Control is not in use.

---

## Two Color LED

The two color LED indicator shows good or low battery. Good battery equals 1 flash every 5 seconds with Green LED. Low battery equals 3 flashes every 5 seconds with the Red LED. If there are no LED lights it is time to change the battery. When emitting the ultrasonic sound, the Red LED is solid. When in test mode, the Red LED will flash if battery is low.

---

## Modes of Operation

- Begin use of the Outdoor Bark Control on Low Sensitivity and only increase to Medium Sensitivity if the dog does not respond.
- If the dog does not respond to Medium Sensitivity, increase to High Sensitivity.
- Turn to the TEST Mode to verify that your Outdoor Bark Control is working properly. Do not use this Mode for normal operation. See "To Test the Outdoor Bark Control."

Sensitivity Setting	Range
Low	Up to 15 feet
Medium	Up to 30 feet
High	Up to 50 feet

---

## What to Expect During Use of the Outdoor Bark Control

Place the PetSafe® Outdoor Bark Control within range of the dog with the unit switched to Low, Medium or High Sensitivity. Most dogs will understand very quickly that the Outdoor Bark Control is disrupting their urge to bark and will relax and stop barking.

You should notice a reduction in the dog's barking within the first two weeks that the Outdoor Bark Control is in use. Please note this product may not work on deaf or hearing impaired dogs.

Excessive barking can cause a real strain on your relationship with your pet, as well as cause disruptions in your neighborhood. There are some situations this product may not be as effective. Please visit [www.petsafe.net](http://www.petsafe.net) to view other customized solutions to the problem of too much barking.

# Regular Maintenance

- Remove the battery before cleaning.
- Clean the PetSafe Outdoor Bark Control with a damp cloth.
- Do not use any kind of spray chemicals or solvent to clean.
- Do not immerse in water or any other liquid.

*Note: the Outdoor Bark Control is weatherproof. However, if water enters into the microphone it may disrupt the unit's operation. After the microphone is dry it will resume working properly.*

---

## To Test the Outdoor Bark Control

1. Turn the Mode Switch to TEST.
  2. Hold the unit with the Indicator Light facing towards you. The unit should be arms length away from your mouth.
  3. In order to trigger the unit, say "Woof" loudly towards the Microphone.
  4. The LED light will flash red and there will be an audible sound to indicate that it is functioning properly.
  5. If the Indicator Light does not flash and there is no audible sound, ensure that the battery is properly installed and/or replace the battery. If the Indicator Light still does not flash, contact the Customer Care Center at 1-800-732-2677.
  6. Return the Mode Switch to Low Sensitivity before you begin using the Outdoor Bark Control. *Note: The TEST Mode is not intended for normal operation. If the Outdoor Bark Control is left in TEST Mode, it can send false signals and may reduce battery life.*
- 

## Accessories

To purchase additional accessories for your PetSafe® Outdoor Bark Control, contact the Customer Care Center at 1-800-732-2677 or visit our website at [www.petsafe.net](http://www.petsafe.net) to locate a retailer near you.

Component	Part Number
Battery Door	RFA-277

## Frequently Asked Questions

<b>What is the range for the PetSafe® Outdoor Bark Control?</b>	The PetSafe Outdoor Bark Control detects barking and sends the ultrasonic sound up to 50 feet.
<b>Is the Outdoor Bark Control effective on all dogs?</b>	The product may not work on deaf or hearing impaired dogs.
<b>Will the Outdoor Bark Control work for multiple dogs?</b>	Yes, it is effective on all dogs within range of the Outdoor Bark Control.
<b>Can I use the Outdoor Bark Control indoors?</b>	No, we do not recommend using the product indoors. The PetSafe PBC-1000 is an ultrasonic product that can be used indoors. Please visit our website at <a href="http://www.petsafe.net">www.petsafe.net</a> for more information or call our customer care center at 1-800-732-2677.
<b>Can a dog become desensitized to the ultrasonic sound?</b>	There are some situations where dogs become desensitized. To avoid this, only turn the Outdoor Bark Control on during periods of unwanted barking (i.e. leave it off when you are away).

## Troubleshooting

<b>The green LED light stopped flashing and there is no red light.</b>	<ul style="list-style-type: none"><li>• Ensure that the battery is properly installed.</li><li>• Replace the battery.</li><li>• If the green LED light is still not flashing, contact the Customer Care Center at 1-800-732-2677.</li></ul>
--	---



# Terms of Use and Limitation of Liability

## 1. Terms of Use

This Product is offered to you conditioned upon your acceptance without modification of the terms, conditions and notices contained herein. Usage of this Product implies acceptance of all such terms, conditions, and notices.

## 2. Proper Use

This Product is designed for use with pets where training is desired. The specific temperament of your pet may not work with this Product. If you are unsure whether this is appropriate for your pet please consult your veterinarian or certified trainer.

Proper use includes reviewing the entire Guide provided with your Product and any specific Caution statements.

## 3. No Unlawful or Prohibited Use

This Product is designed for use with pets only. This pet training device is not intended to harm, injure or provoke. Using this Product in a way that is not intended could result in violation of Federal, State or local laws.

## 4. Limitation of Liability

In no event shall Radio Systems® Corporation be liable for any direct, indirect, punitive, incidental, special or consequential damages, or any damages whatsoever arising out of or connected with the use or misuse of this Product. Buyer assumes all risks and liability from the use of this Product.

## 5. Modification of Terms and Conditions

Radio Systems Corporation reserves the right to change the terms, conditions and notices under which this Product is offered.

---

# Product Warranty

Please register your product online at [www.petsafe.net](http://www.petsafe.net). All parts are covered under warranty for the life of this product. Labor is covered for the first year of ownership. Thereafter, there is a minimum service charge for the repair or replacement of the product. Misuse, loss, damage by pet or improper use or handling is not covered. PetSafe® will not pay for loss of time, inconvenience, loss of use of your product or any incidental or consequential damage. Warranty void if product resold.

Please contact the Customer Care Center at 1-800-732-2677 if you need service or for help in troubleshooting and, if needed, to arrange a repair for your product. (A service charge may apply.) Also, please visit our website [www.petsafe.net](http://www.petsafe.net) for Frequently Asked Questions and Troubleshooting Tips.





Radio Systems Corporation  
10427 Electric Avenue  
Knoxville, TN 37932  
1-800-732-2677  
[www.petsafe.net](http://www.petsafe.net)  
400-903

©Copyright 2007, Radio Systems Corporation